


B-TEC[®]

KURZANLEITUNG
QUICK REFERENCE GUIDE



Aufbau + Inbetriebnahme
Assembly + Initial Setup

1




2

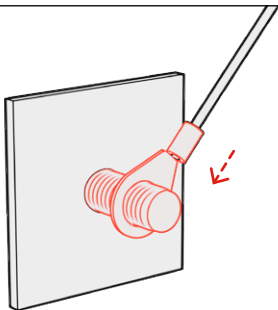


$\geq 1 \text{ m}$

3



4



5



6

**5-6 bar
(73-87 psi)**



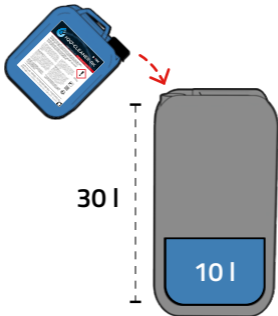


E2C

EASY 2 CLEAN



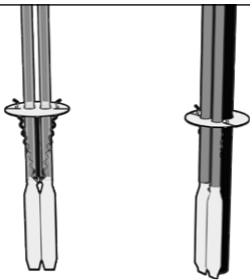
1



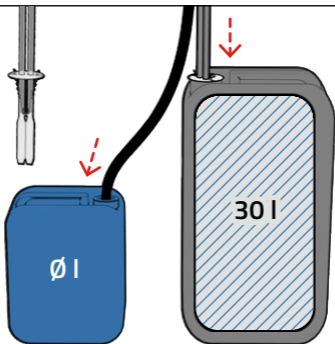
2



3



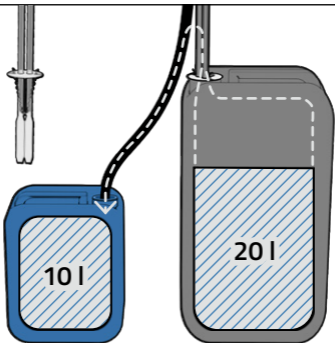
4



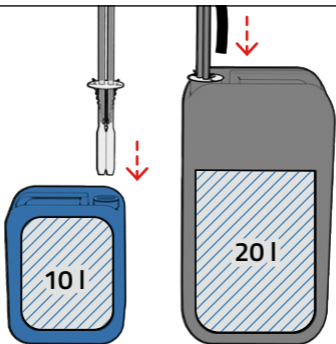
5



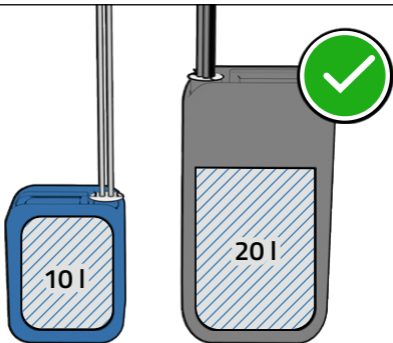
6




7

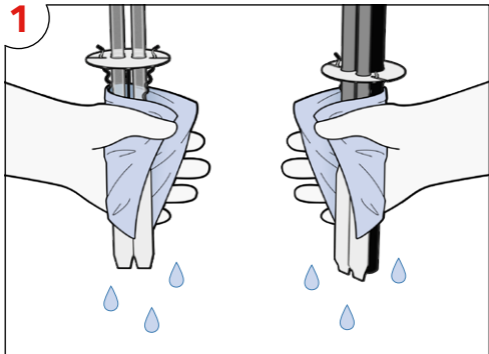


8

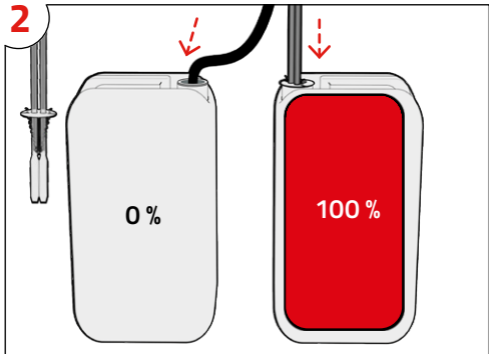




1



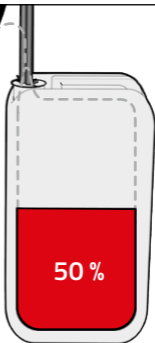
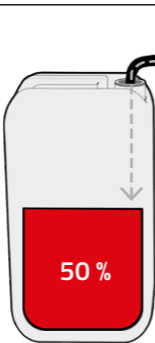
2



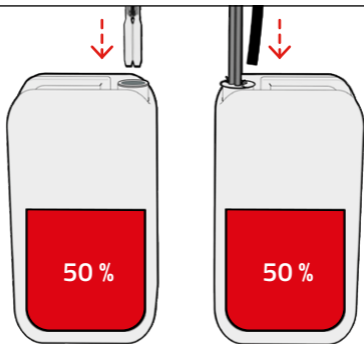
3



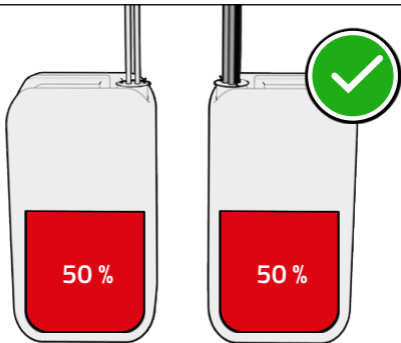
4



5



6



B-TEC[®]



Anleitungsvideo
Instructional Video

B-TEC GmbH

Zunftweg 6 – 8, 31303 Burgdorf DE

Telefon: +49 (0) 50 85 – 97 100 0

Fax: +49 (0) 50 85 – 97 100 30

E-Mail: info@btecsystems.de

Web: btecsystems.com

**Kein Ersatz für die Betriebsanleitung,
die diesem Produkt beiliegt**

*Not a substitute for the operating
instructions supplied with this product*